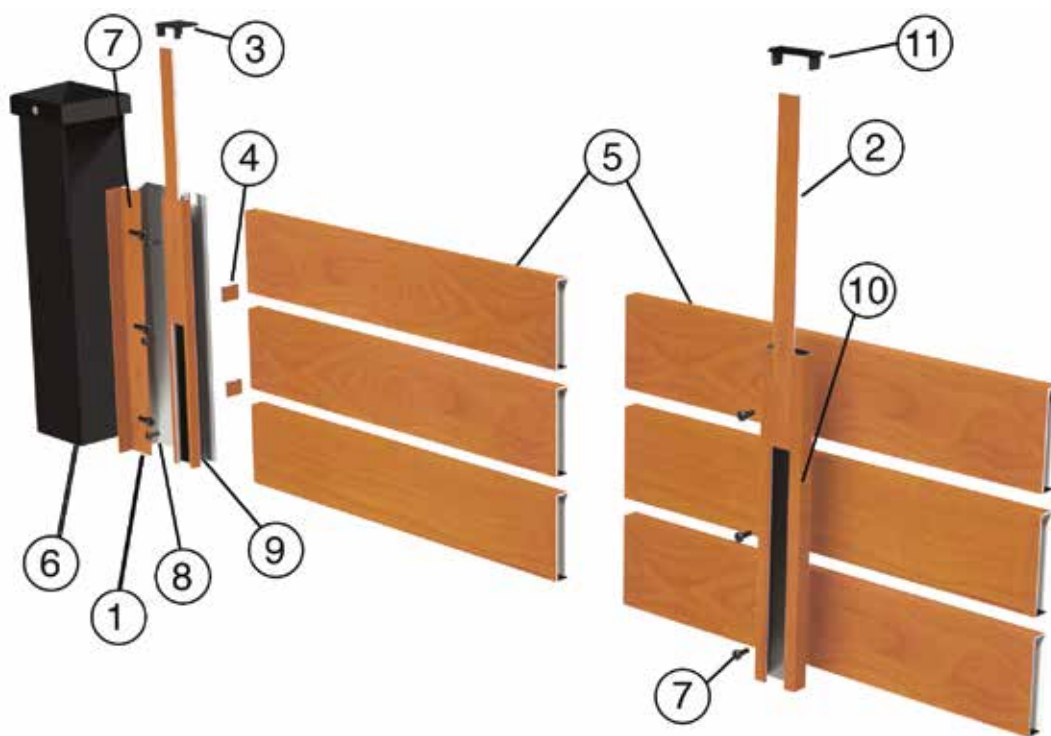


MARANO®

LIGHT · STYLE · VISION

Fully modular aluminium fencing system








ID	Description	Size mm	Colour	Code
-	Kit for 1.2m high x 2.35m wide fence	-	Oak Wood Effect	76S004012
-	Kit for 1.8m high x 2.35m wide fence	-	Oak Wood Effect	76S004018
1	F-Channel*	-	Oak Wood Effect	-
2	Long Channel	-	Oak Wood Effect	-
3	Plastic Cap	-	Black	-
4	Short Cover	-	Oak Wood Effect	-
5	Fence Slats	2350 x 80	Oak Wood Effect	-
6	Bolt-Down Post for 1.2m High Fence	1185 x 50.8 x 50.8	Black Gloss	76PB5012B
	Concrete-In Post for 1.2m High Fence	1750 x 50.8 x 50.8	Black Gloss	76PC5012B
	Bolt-Down Post for 1.8m High Fence	1870 x 76.2 x 76.2	Black Gloss	76PB7518B
7	M5 x 16mm Screws	-	Stainless	-
8	M4 x 13mm Screws	-	Stainless	-
9	U-Channel	-	Oak Wood Effect	-
10	Strength Channel	-	Oak Wood Effect	-
11	Plastic Cap for Strength Channel	-	Oak Wood Effect	-

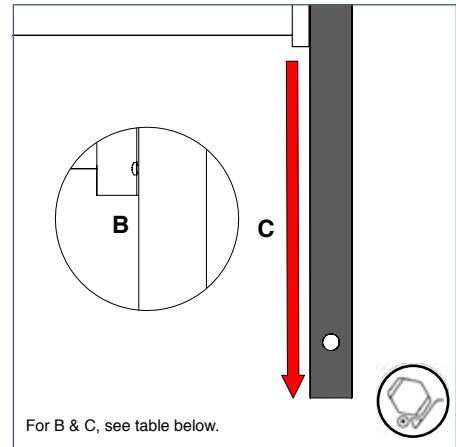
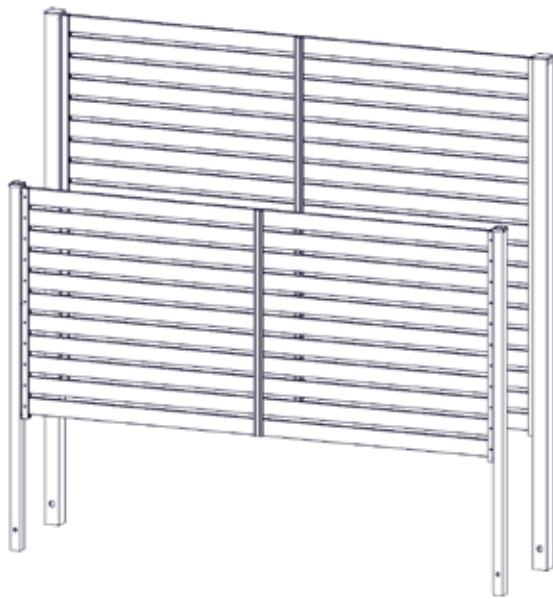
All components are aluminium unless otherwise stated.

This system can be assembled without the F channel. See page 5 for further details.

Key:

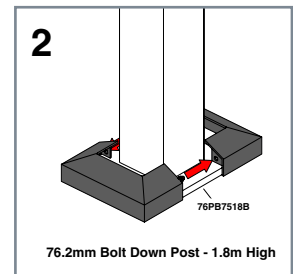
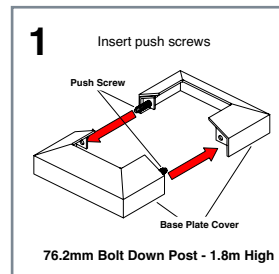
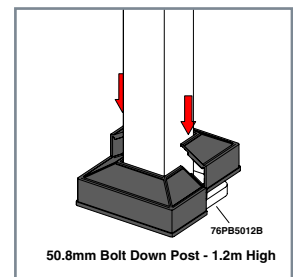
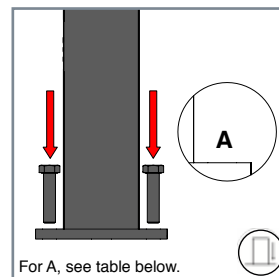
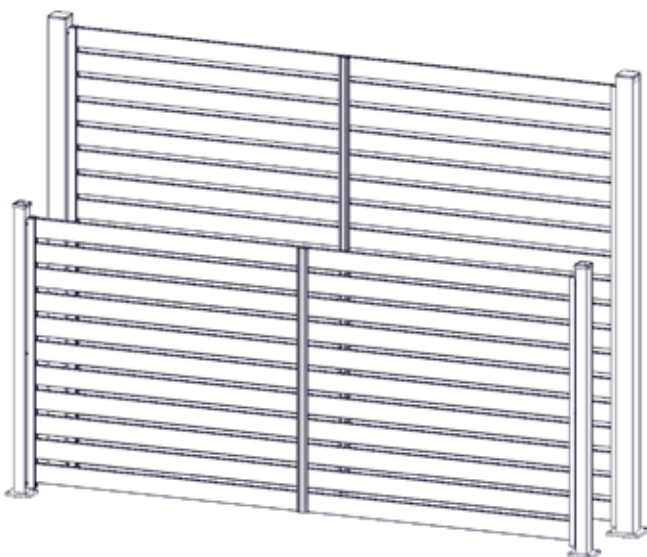
Description	Symbol	Information
Drill		You will need a crosshead M4 attachment
Aluminium Saw		Use a fine tooth aluminium saw with a clean, sharp blade when cutting posts or slats
Rubber mallet		For securing slats on top of each other and the top cap onto the last slat
Bolt-Down		4 x M12 bolts required to fix each bolt-down post
Concrete-In		Place 565-570mm into the ground. For further stability, we suggest inserting a galvanised steel tube Ø 26.9 x 300mm (cut from code: 160225) horizontally through the concrete pouring hole

Concrete-In Posts



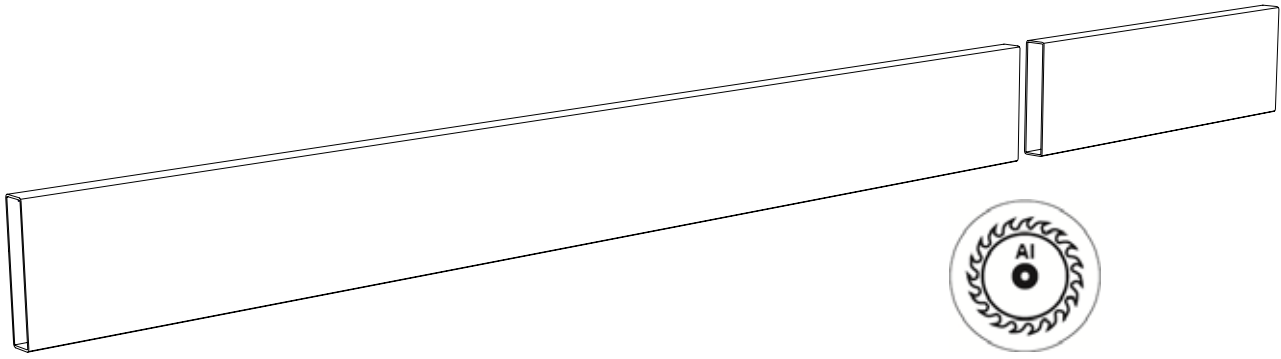
O/A Fence Height m	Ground Clearance (B) mm	Concrete-In (C) mm	Post Size H x W x D mm	Space Between Slats mm	Code
1145	65	565	1750 x 50.8 x 50.8	15	76PC5012B
1840	60	570	2440 x 76.2 x 76.2	15	76PC7518B

Bolt-Down Posts

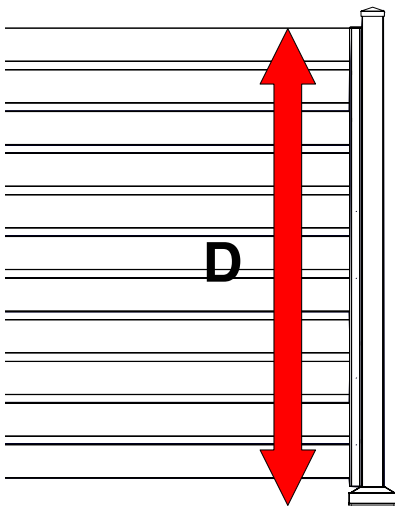


O/A Fence Height m	Ground Clearance (A) mm	Post Size H x W x D mm	Space Between Slats mm	Code
1145	65	1155 x 50.8 x 50.8	15	76PB5012B
1840	60	1865 x 76.2 x 76.2	15	76PB7518B

We supply both 1.2m and 1.8m posts so suit our Marano Breeze system, however our posts can be easily cut down to size to suit your needs. Boards can also be cut to length as required.




IMPORTANT: Please refer to the table below when determining fence height and gap between boards.



O/A Fence Height (D) mm	Ground Clearance mm	Number of Boards	Space Between Slats mm	Number of Short Covers
945	65	9	15	16
1045	65	10	15	18

Bolt-down post for 1.2m high fence. Code: **76PB5012B**.
Concrete-in post for 1.2m high fence. Code: **76PC5012B**.

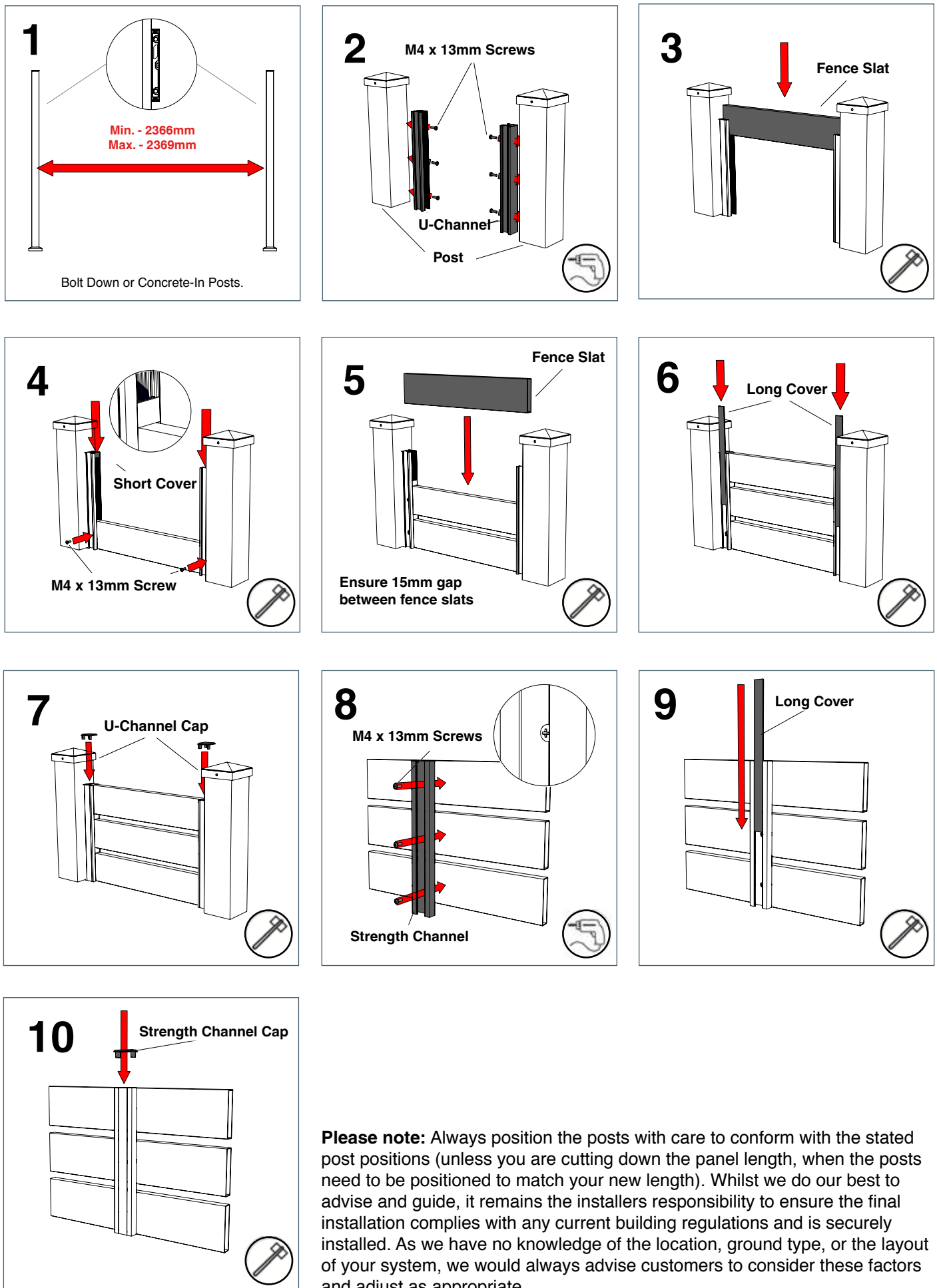


O/A Fence Height (D) mm	Ground Clearance mm	Number of Boards	Space Between Slats mm	Number of Short Covers
1340	60	13	15	24
1440	60	14	15	26
1540	60	15	15	28
1640	60	16	15	30
1740	60	17	15	32

Bolt-down post for 1.8m high fence. Code: **76PB7518B**.
Concrete-in post for 1.8m high fence. Code: **76PC7518B**.

This system can also be fitted between brick pillars or wooden posts providing the width of the openings is correct.

Assembly without the F-Channel



Please note: Always position the posts with care to conform with the stated post positions (unless you are cutting down the panel length, when the posts need to be positioned to match your new length). Whilst we do our best to advise and guide, it remains the installers responsibility to ensure the final installation complies with any current building regulations and is securely installed. As we have no knowledge of the location, ground type, or the layout of your system, we would always advise customers to consider these factors and adjust as appropriate.